
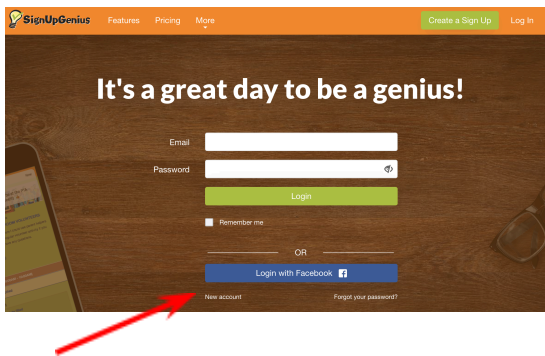
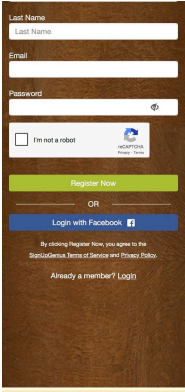
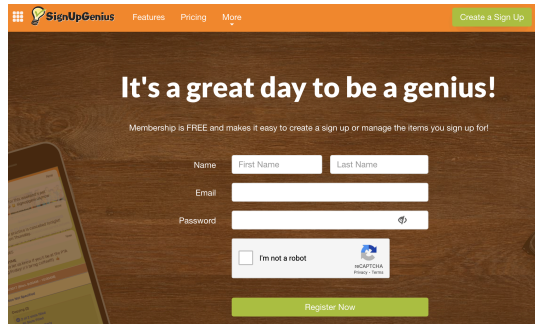


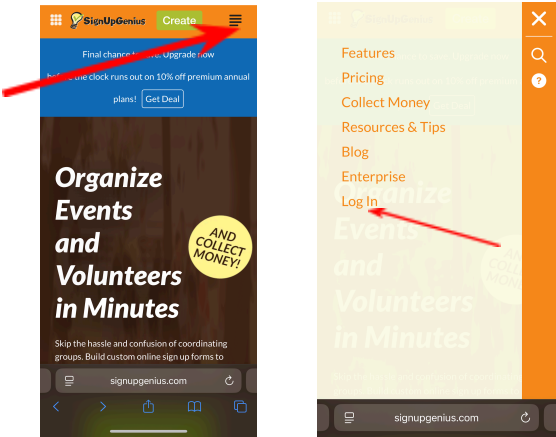
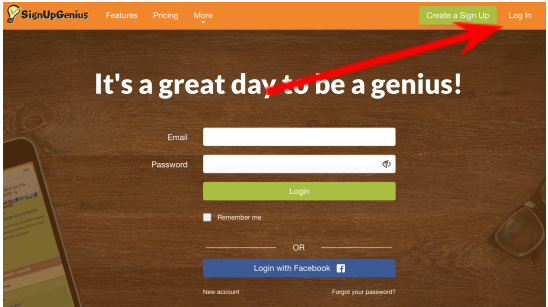
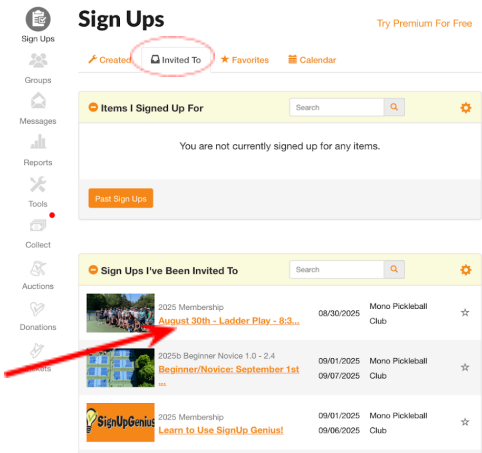
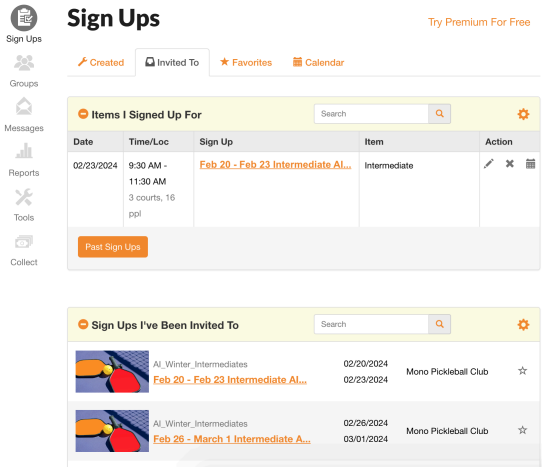


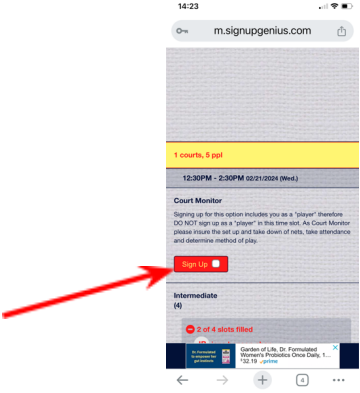
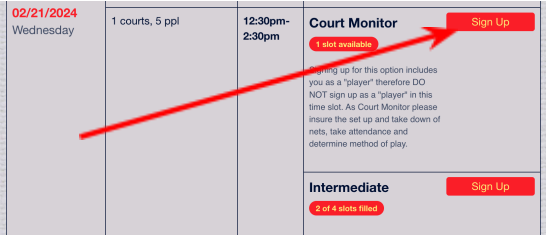
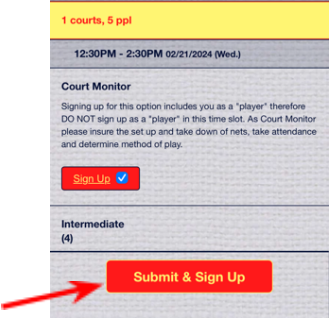

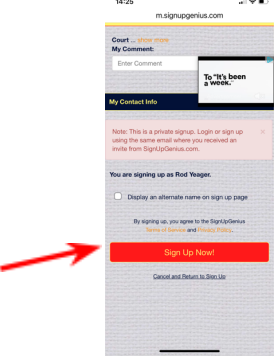

Mono Pickleball Club SignUp Genius Instructions

How to Create a SignUp Genius Account

Or on any device, navigate to the following webpage. <https://www.signupgenius.com/register#/registration>

| Steps | Mobile | Desktop Computer |
|---|--|---|
| <p><i>Mobile:</i> Click 'Register'</p> <p><i>Desktop Computer:</i> Click 'New Account'</p> |  |  |
| <p>Create an account by entering all the required fields.</p> <ul style="list-style-type: none"> • <p><i>Note:</i> Use the same email address that is registered with your MPC membership.</p> |  |  |

| Steps | Mobile | Desktop Computer |
|---|---|--|
| How Do I Sign Up for a Session | | |
| Login to your account using the url above. |  |  |
| The display lists: <ul style="list-style-type: none">- all SignUps that you have been invited to- all SignUps that you have already selected |  |  |

| Steps | Mobile | Desktop Computer |
|--|---|---|
| Select the SignUp you wish to join from the list (above) Then select ALL available spots (date and time) that you wish to play. There may be limits. |  |  |
| Click: <i>Mobile:</i> Submit & Sign Up <i>Desktop:</i> Save & Continue |  |  |
| Click 'Sign Up Now' |  |  |

Practice using this Sign Up “*Practice Sign Up for New Players*”, which is available by logging into your account. Try both selecting spots and removing slots to become comfortable with the features. This is just practice, you are not committing to actual play during these times.

How to Create A SHORTCUT ON YOUR HOMESCREEN

Put a shortcut to the website on your mobile device. <https://www.signupgenius.com/register#/registration>

IPHONE

- **Open the Safari app:** on your iPhone.
- **Go to the website:** you want to add.
- **Tap the Share button:** located at the bottom of the screen.
- **Scroll down:** the list of options that appear.
- **Tap Add to Home Screen .**
- **Name your shortcut:** or adjust the name that appears.
- **Tap Add:** in the upper right corner of the screen.

How to video:

<https://www.youtube.com/watch?v=VuFXM8N4ILA>

ANDROID

- **Open your web browser:** Launch the Chrome app or your preferred browser on your Android device.
- **Navigate to the website:** Go to the specific website you want to add to your homescreen.
- **Open the menu:** Tap the menu icon (usually three vertical dots) in the top-right corner of the browser.
- **Select "Add to Home screen":** From the dropdown menu, choose the option to "Add to Home screen" or "Create shortcut".
- **Name the shortcut:** A dialog box will appear. You can edit the default name for the shortcut to your liking.
- **Add the shortcut:** Tap "Add" to place the new icon on your device's homescreen.

How to video:

<https://www.youtube.com/watch?v=O1xEXKB6tNg>